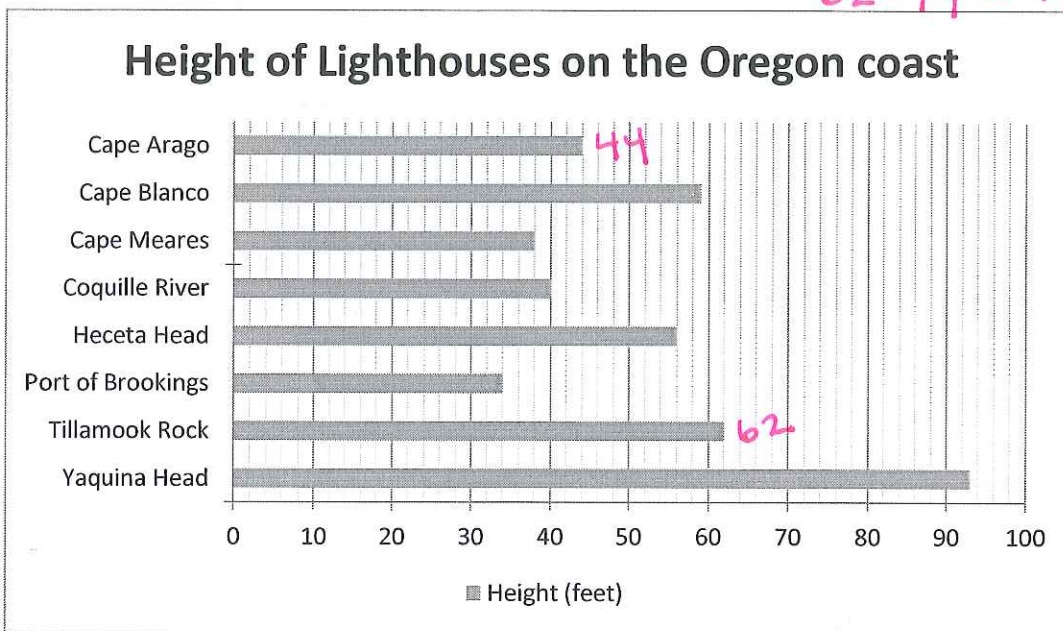


Use the graph provided to answer the questions. Show any calculations you perform and include units with your answers.

1. Refer to the following bar graph which shows the height of several lighthouses along the Oregon coast.


- a. What lighthouse in the graph is the tallest? *Yaquina Head*
- b. What lighthouse in the graph has the shortest height? *Port of Brookings*
- c. How much taller is Tillamook Rock Lighthouse than Cape Arago Lighthouse? *62 - 44 = 18 ft*



Source: TheOregonCoast.info, July 2016

2. Refer to the pictograph to the right.

- a. How much money was spent on tacos at the San Diego stand? *\$450*
- b. How much money was spent on tacos at the Los Angeles stand? *\$750*
- c. How much more money did people in Los Angeles spend than people in Encinitas? *\$450*



1 taco icon = \$100

3. Refer to the circle graph below.

a. Roughly 60,360,000 people in the US speak a language other than English in the home. What percentage of these speak either Chinese or Spanish? $62.1 + 4.8 = 66.9\%$

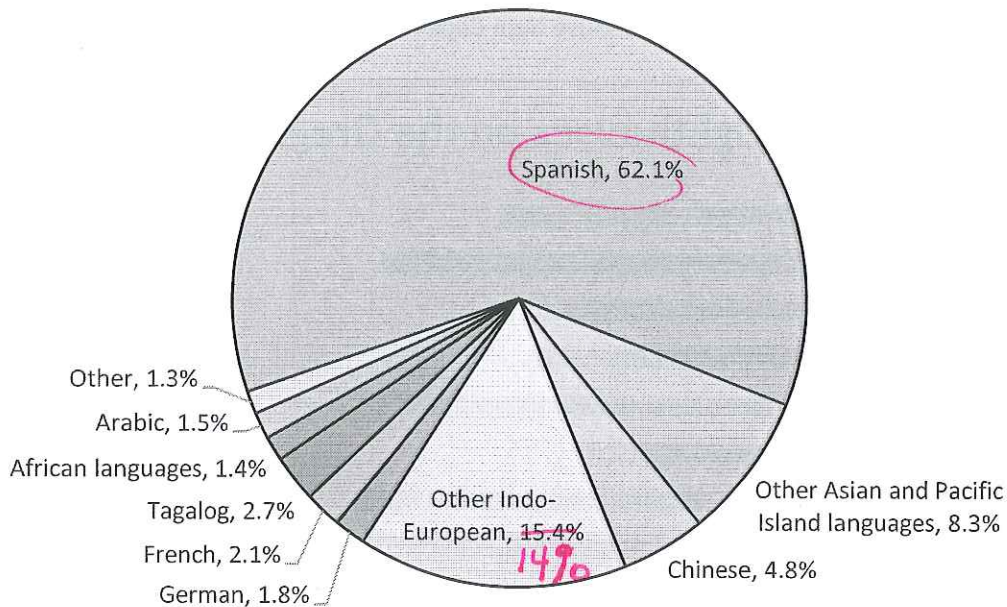
b. What percentage speak another language that is not Spanish? $100 - 62.1\% = 37.9\%$

c. How many people speak French in the home?

0.021
 $.021$

$.021(60,360,000) = 1,267,560$
people

Languages Other than English Spoken in US Homes



Source: Data from U.S. Census, 2009-2013 American Community Survey

4. Refer to the line graph below. Two bikers go on a bike tour. Biker 1 starts out much faster than Biker 2.

a. On what days did Biker 1 stop to rest while Biker 2 kept riding?

day 5

b. Which biker traveled further by the end of day 4?

Biker 1

c. Which biker traveled the furthest by the end of the tour?

Biker 2

